

2021 Sportsman Event ELECTRICAL SERVICES

EVENT NAME: _____ EVENT DATES: _____

VENDOR NAME: _____ TODAYS DATE: _____

Mailing Address _____ Phone Number _____

Building _____ Booth Number(s) _____

120 Volt Outlets

Shared outlet

	<u>Discount Price</u>	or	<u>Floor Price (if available)</u>
_____ 500 watt single outlet @	\$55.00	or	\$80.00
_____ 1000 watt single outlet @	\$70.00	or	\$100.00
_____ 1500 watt single outlet @	\$80.00	or	\$110.00

Single outlet

	<u>Discount Price</u>	or	<u>Floor Price</u>
_____ 2250 watt single outlet @	\$110.00	or	\$140.00

208 Volt Outlets Single Phase

_____ 20 amp outlet,	@	\$120.00	or	\$160.00
_____ 30 amp outlet,	@	\$140.00	or	\$185.00
_____ 50 amp outlet,	@	\$220.00	or	\$265.00
_____ 60 amp outlet,	@	\$275.00	or	\$310.00

208 Volt 3 Phase

Will be charged by labor & materials.

**Please enclose a check for electrical service *made payable to:*
Washington State Fair**

**110 9th Ave. SW
Puyallup, WA 98371-0162
253-845-1771
253-841-5390 - Fax**

Visa/MC/Discover Cards Accepted

Card # _____




Exp. Date _____

Authorized Signature _____







If service is available, Floor orders must be paid for in cash at the time of order. To receive discount prices, orders must be received by Fairgrounds and paid for at least seven (7) days before the setup date.

Our standard cord and/or receptacle configurations.

2 POLE / 3 WIRE

125V	250V	
20A	20A	30A
L5-20	L6-20	L6-30
		



2 POLE / 3 WIRE

125V				250V			
15A	20A	30A	50A	15A	20A	30A	50A
5-15	5-20		5-50	6-15	6-20		6-50
							

Our voltage is 120/208 3-phase 4-wire.





These configurations should be followed to prevent hazardous conditions.

4 POLE / 5 WIRE

3ØY	
120/208V	
20A	30A
L21-20	L21-30
	

125/250 means there is a neutral wire and a ground wire.

3 POLE / 4 WIRE

125/250V		125/250V	
20A	30A	20A	30A
L14-20	L14-30	L15-20	L15-30
			

3Ø250V or 250V means there is no neutral, ground only.

3 POLE / 4 WIRE

125/250V		3Ø250V			
50A	60A	15A	20A	30A	50A
14-50		15-30	15-50		
